

Saltire

Specialists in plastic building products

IN-BRANCH & DELIVERY TO SITE

www.saltiretrade.co.uk

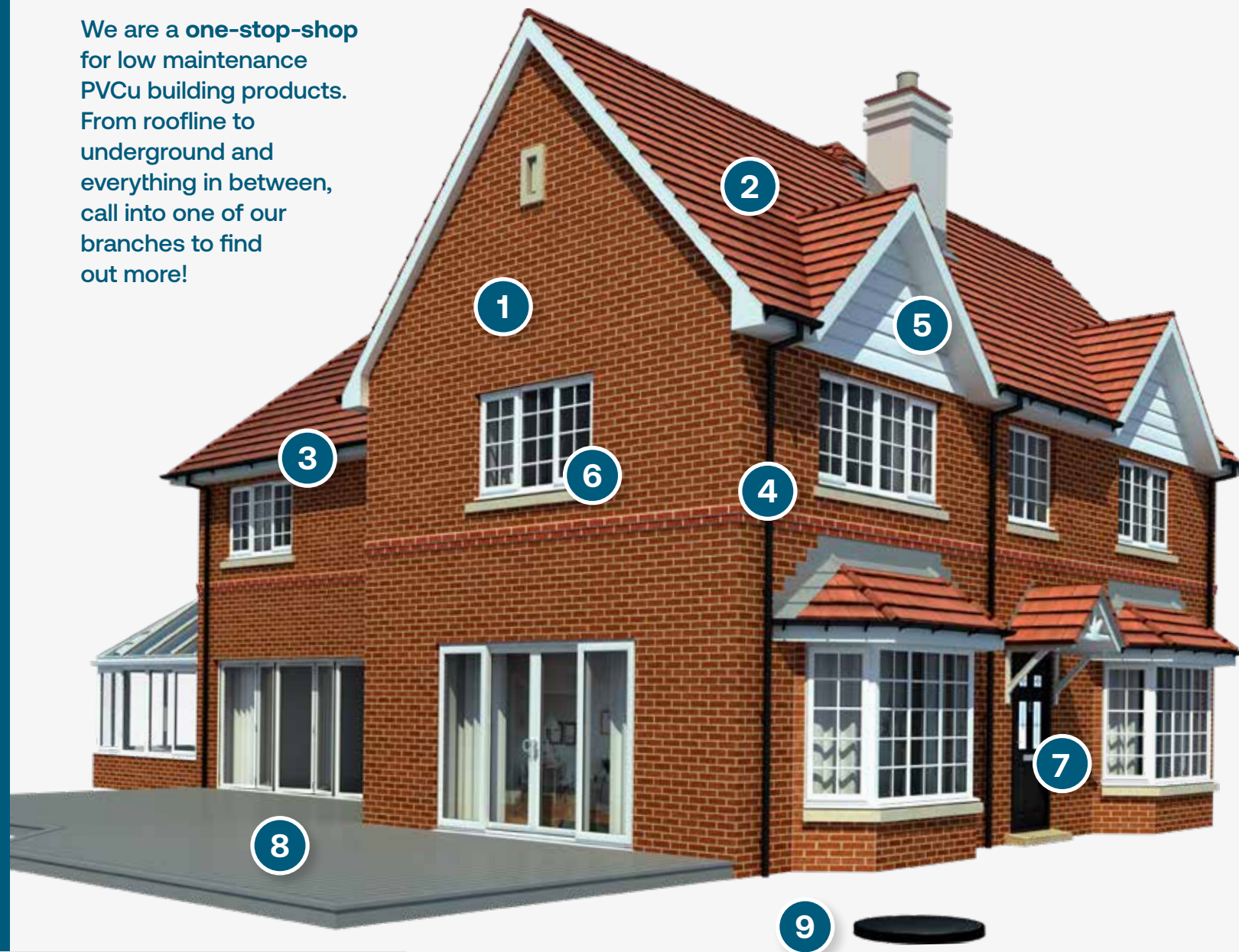
**INTERNAL WALL PANELS | ROOFING | ROOFLINE | RAINWATER | EXTERNAL CLADDING
WINDOWS | COMPOSITE DOORS | COMPOSITE DECKING | DRAINAGE**

With many years of dedicated service in the trade and a strong local presence, it's safe to say we truly understand what's important to your business and your customers. Add to this our extensive product range and industry expertise there really is no reason to go anywhere else!

- ✓ Complete range of plastic building products
- ✓ Branches where you need them
- ✓ Stock levels you can be sure of
- ✓ Quality products you and your customers can rely on
- ✓ Expert teams on hand to help
- ✓ Free local delivery on orders over £100 (Ex. VAT)
- ✓ Cash & credit accounts available

Our in-branch teams are what really sets us apart - at every Saltire branch you'll find friendly, expert staff on-hand to help and willing to go that extra mile to ensure that we do the best for **your** business.

We are a **one-stop-shop** for low maintenance PVCu building products. From roofline to underground and everything in between, call into one of our branches to find out more!



1 INTERNAL WALL PANELS

2 ROOFING

3 ROOFLINE

4 RAINWATER

5 EXTERNAL CLADDING

6 WINDOWS

7 COMPOSITE DOORS

8 COMPOSITE DECKING

9 DRAINAGE

**FOLLOW US ON OUR SOCIAL MEDIA CHANNELS FOR
INFO ON NEW PRODUCTS, EVENTS & SPECIAL OFFERS!**

IN-STOCK NOW!
STOCK LEVELS YOU CAN RELY ON

INTERNAL WALL PANELS

Wall and shower panels are proving to be a huge hit with a range of end-users; homeowners, developers, social housing providers and commercial property owners. They are perfect for retro-fitting projects (they can even be fitted over existing tiles) but also provide a quick and clean installation on newly built walls.

- ✓ Quick and easy-to-fit
- ✓ Easy-to-clean
- ✓ Matching trims
- ✓ Huge range of designs in stock
- ✓ Gloss, matt and satin finishes

Panels are also available for kitchens and ceilings and we stock a range of matching trims and high quality adhesives and sealants.

zest. wall panels

SOLID WALL PANELS 5mm



WHITE STONE

Open v-groove joint tile
■ 300mm x 600mm (image shown)
■ 170mm x 1200mm

Tongue & groove flush fit joint panel
■ 600mm x 2600mm

CEILING PANELS



GLOSS WHITE 2 SILVER STRIP

Available in two sizes: 2600 x 200 x 6mm & 4000 x 200 x 6mm



SHOWER PANELS 2400mm x 1000mm x 10mm (Length x Width x Thickness)



MINERAL



ZINC



PORTLAND



NORDIC



BLANCO



WALL PANELS



WHITE CABIN
2600mm x 500mm x 6mm



NEW YORK GREY
2600mm x 500mm x 6mm



BIANCO SPINO
2600mm x 500mm x 6mm



RUSTIC WOOD
2600mm x 375mm x 8mm



LIGHTNING
2600mm x 250mm x 5mm



YORK
2600mm x 250mm x 5mm



MANHATTAN
2600mm x 375mm x 8mm

FREE DELIVERY
on orders over £100 ex. VAT*

ROOFING

Our range of roofing systems includes options for many roof configurations and your customers requirements. We stock Flex-R ClassicBond one-piece EPDM rubber roofing system - the best on the market - plus all the accessories needed to lay and fit to your roof.

- ✓ Quick and easy to install
- ✓ No specialist tools required
- ✓ No joins which prevents leaks
- ✓ Fire safety tested to UK standard TS 1187 Test 4 in accordance with BS-EN 13501-5

Glass re-inforced plastic (GRP) roofing is also a great option for flat roofs. We stock ResTec's GRP Roof 1010 and Flexitech 2020 with matching trims.

Res-Tec GRP Roofing



Our GRP ranges provide long-lasting waterproof protection and are the perfect solution for flat roof and repair projects. No joints, no welds, no weak points.



Roof kit contains: GRP roof 101 base resin 14kg, top coat 7kg, liquid catalyst 1kg, mixing buckets x2, taping mat 18m, finishing tissue, 150mm wide and GRP roof 1010 application manual. Pack 2 contents: 450g/m² chopped strand fibreglass matt 11m² roll.

Polycarbonate Sheeting



4mm - 35mm

CLEAR

BRONZE

OPAL

For projects requiring a glass-like finish, polycarbonate sheeting is perfect and a great option for carports, greenhouses, garages and lean-to's.

Flex-R ClassicBond

Flex-R
Waterproof Solutions

ClassicBond
EPDM roofing membrane



We are proud to be a stockist of Flex-R ClassicBond® EPDM flat roofing system. This roofing membrane is economical and does not require any special tools or installation equipment and under normal service conditions, the system will provide a durable waterproof covering with a service life of at least 35 years.

The ClassicBond® EPDM membrane can be used on new single-ply roofs and re-roofing applications and, unlike some flat roof membranes on the market, it achieves Broof T4 fire ratings.

- ✓ Professional grade EPDM membrane
- ✓ Available in 1.2mm & premium 1.5mm thickness
- ✓ Widths up to 15m
- ✓ Lengths up to 30.5m for faster installations and less seaming
- ✓ Full adhered application allows for installation on roof slopes up to 10°
- ✓ BBA certified, CE marked and hold BROOF(t4) fire ratings.




Interested in Classic Bond training?
Contact your local branch for details of the next training day!

Roof Lanterns

Flood you flat-roof extension or conservatory project with natural light using our beautiful roof lanterns.

Simple, stylish PVCu or aluminium roof lanterns, perfect for any style of home. Designed to have less gazing bars and more glass area, maximizing daylight.



WENDLAND
ROOF SOLUTIONS

FREE DELIVERY
on orders over £100 ex. VAT*

ROOFLINE

We offer a full range of quality PVCu soffits, fascia and capping boards plus trims, ventilators and additional accessories. Our range includes plain white, solid colour anthracite grey and black as well as woodgrain finish foils in anthracite grey, black ash, mahogany, light oak, cream, agate grey and rosewood.











Our roofline products are all backed by guarantees and with our years of experience, we can give you the confidence to buy your roofing products from Saltire.

Ask in branch about our extensive range of roofline products

- Ogee and bullnose fascia
- Decorative fascia and finials
- Vented soffits
- Dry verge systems



SOFFIT - GENERAL PURPOSE BOARDS

	STANDARD WHITE		WIDTH AVAILABLE
	BLACK		100mm*
	MAHOGANY		150mm
	ROSEWOOD		175mm
	LIGHT OAK		200mm
	ANTHRACITE GREY		225mm
	IRISH OAK		250mm
	CREAM		300mm
	AGATE GREY		405mm**
			5m Lengths

STANDARD WHITE & WOODGRAIN COLOURS

PUSH FIT HOLLOW SOFFIT

<input type="checkbox"/> STANDARD WHITE		WIDTH AVAILABLE
<input type="checkbox"/> BLACK		300mm
<input type="checkbox"/> MAHOGANY		
<input type="checkbox"/> ROSEWOOD		
<input type="checkbox"/> LIGHT OAK		
<input type="checkbox"/> ANTHRACITE GREY		
<input type="checkbox"/> IRISH OAK		
<input type="checkbox"/> CREAM		
<input type="checkbox"/> AGATE GREY		

NEW
Now available in
Anthracite Grey
& Black solid
colours.

STANDARD WHITE & WOODGRAIN COLOURS

5m Lengths

REVEAL LINER - FASCIA CAPPING BOARDS 9MM



SOLID COLOURS

WOODGRAIN COLOURS

☐ STANDARD WHITE

- ☐ MAHOGANY
- ☐ BLACKGRAIN
- ☐ ROSEWOOD
- ☐ LIGHT OAK
- ☐ ANTHRACITE GREY
- ☐ IRISH OAK
- ☐ CREAM
- ☐ AGATE GREY

Solid colours are available in widths: 175mm, 200mm, 225mm, 400mm at 5m lengths. More sizes available in Standard White.

Woodgrain colours are available in widths: 150mm, 175mm, 200mm, 225mm, 250mm, 300mm at 5m lengths.

SQUARE FASCIA BOARDS 16MM



SOLID COLOURS

WOODGRAIN COLOURS

☐ STANDARD WHITE

- ☐ MAHOGANY
- ☐ BLACKGRAIN
- ☐ ROSEWOOD
- ☐ LIGHT OAK
- ☐ ANTHRACITE GREY
- ☐ IRISH OAK
- ☐ CREAM
- ☐ AGATE GREY

Solid colours are available in widths: 150mm, 175mm, 200mm, 225mm, 250mm, 405mm** at 5m lengths. More sizes available in Standard White.

Woodgrain colours are available in widths: 150mm, 175mm, 200mm, 225mm, 250mm, 405mm** at 5m lengths.



10
YEAR
GUARANTEE

*Standard white only. **Two finished edges

IN-STOCK NOW!
STOCK LEVELS YOU CAN RELY ON



KM 508760

RAINWATER

When it rains, it pours and that's why we understand where and when you need the right rainwater products!

As a leading supplier of rainwater products for 25-years, we have all the products you need, whether it's for a quick maintenance repair job or to fit a multiple housing project or commercial premises, we have exactly what you need, when and where you need it.

We understand that rainwater products need to perform and last, therefore we only sell the highest quality gutter, downpipes and fittings, so you can be sure your customer's will be happy with your service.

- ✓ Wide range of capacities
- ✓ Easy-to-fit
- ✓ Complete range of colour matched fittings
- ✓ Tough and durable
- ✓ Lightweight for ease of storage and transportation
- ✓ High gloss finish
- ✓ British Standard Kitemarked*

GUTTERING

SUPERDEEP 170 GUTTER 4M LENGTHS

- BLACK
- GREY



Deep Flow

SuperDeep 170

Kayflow SuperDeep 170 is a super tough, high capacity gutter for use on commercial buildings, hotels, flats and any structure that has a large rough area.

CAST IRON EFFECT GUTTER 4M LENGTHS



ROUND	112mm
OGEE	120mm
DEEP	114mm

Complete cast iron system with matching round and square down pipes.

* Kitemark does not apply to cast iron effect.

10
YEAR
GUARANTEE

ASK IN-BRANCH FOR MORE DETAILS ON OUR FULL RAINWATER RANGE

- WHITE
- BLACK
- GREY
- BROWN
- ANTHRACITE GREY



HALF ROUND GUTTER 4M

112mm

- WHITE
- BLACK
- BROWN
- ANTHRACITE GREY



DEEP FLOW GUTTER 4M

114mm

- WHITE
- BLACK
- BROWN
- CARAMEL
- ANTHRACITE GREY



SQUARE GUTTER 4M

117mm

- WHITE
- BLACK
- GREY
- BROWN
- ANTHRACITE GREY



OGEE GUTTER 4M

120mm

DOWN PIPES

- WHITE
- BLACK
- GREY
- BROWN
- CARAMEL
- ANTHRACITE GREY



ROUND DOWN PIPE

68mm

Round down pipe for use with half round, square, ogee and deep guttering.

- WHITE
- BLACK
- GREY
- BROWN
- CARAMEL
- ANTHRACITE GREY



SQUARE DOWN PIPE

65mm x 65mm

Square down pipe for use with square and ogee guttering.

**2.5m, 4m
& 5.5m
downpipe
lengths
available**

Kayflow



Looking for cladding advice?
Call your local Saltire branch
today who are on hand to help.

EXTERNAL CLADDING

With a wide range of exterior cladding options for trade or DIY customers, Saltire can supply you with the highest quality external cladding boards to get your project done.

We carry two popular brands of external cladding, HardiePlank®, fibre cement boards and Swish cellular PVC offering you a wide choice to suit your project needs.

Our branch teams are on hand to offer advice and provide no obligation quotes.

- ✓ UV and weather resistant
- ✓ No need for painting
- ✓ Protects soffits
- ✓ Stylish appearance
- ✓ Low maintenance

M-BOSS TEXTURED CLADDING



M-BOSS TEXTURED CLADDING	SIZE AVAILABLE
TEXTURED SHIPLAP CLADDING	150mm
DOUBLE TEXTURED SHIPLAP CLADDING	300mm
DOUBLE TEXTURED FEATHER EDGE CLADDING	270mm
TEXTURED V JOINT CLADDING	150mm

WHITE

GREY

CREAM

SAND

BLUE

WOODGRAIN CLADDING	SIZE AVAILABLE
SHIPLAP CLADDING	150mm
OPEN V JOINT CLADDING	100mm

BRILLIANT WHITE

ROSEWOOD

BLACKGRAIN

MAHOGANY

ANTHRACITE GREY

Hardie® Plank Cladding

HardiePlank®

James Hardie fibre cement products are built to last. It's the go to façade for builders, homeowners and architects worldwide. Hardie® Plank cladding creates a classic finish for any home and convinces with a high-quality finish.

The Hardie® Plank fibre cement range is available in two textures and a variety of vibrant colours using ColourPlus Technology - their multi-coat, baked-on finish that gives a durable, fade resistant finish that lasts for years to come.

- 21 colours available
- 2 textures, Cedar or Smooth
- Unique ColourPlus™ Technology finishes
- Non-combustible A2-s1, d0 fire rated




CEDAR FINISH


SMOOTH FINISH



The durable, low maintenance weatherboard available at your local branch. As in-branch for more details.



FREE DELIVERY
on orders over £100 ex. VAT*



COMPOSITE DOORS

Our range of composite doors offers quality and style. Whether it's for a traditional or modern property there is a design to suit. Our branches are able to offer a style to suit your customers taste with a vast range of colours, woodgrain finishes, glass and hardware options.

We make choosing the right composite door for your customers so easy! You or your customer can easily specify one of our eye-catching doors.

PICK YOUR STYLE & COLOUR


Choose from the standard colours or upgrade to the special colours for an additional cost (extended lead time may apply). Other styles are available.



AINTREE SOLID



HAMILTON



- ✓ Adjustable hinges & weatherbar now included as standard
- ✓ Looks like wood without the maintenance
- ✓ Choice of door styles, colours and hardware
- ✓ 70mm fully reinforced PVCu quality frame
- ✓ High security multipoint locking
- ✓ Tough, hardwearing GRP coloured skins 44mm highly insulated foam core

PICK YOUR GLASS TYPE



SANDOWN



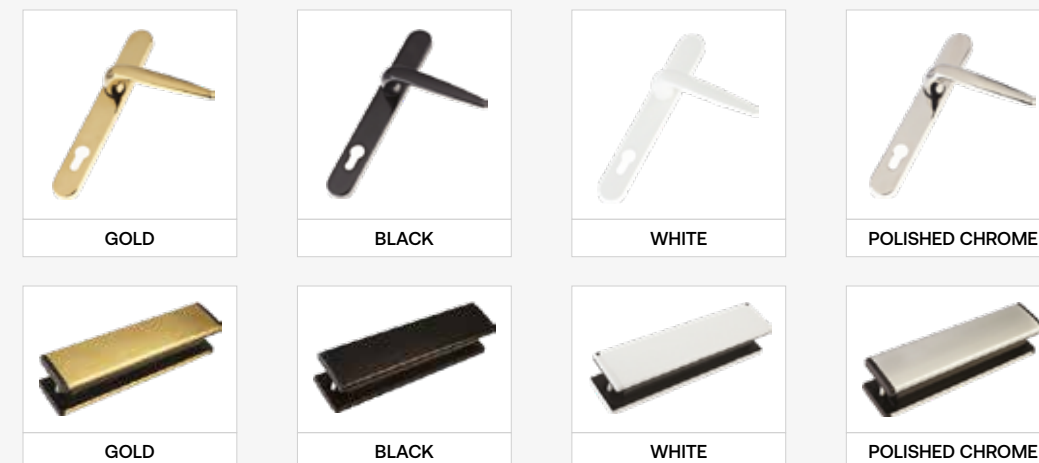
CHELTENHAM



WORCESTER DIAMOND

OPTIONAL HARDWARE

There are also optional upgrades including; letter plates, numerals, knockers, spyholes, sills and add-ons.



PAS 24 ENHANCED
SECURITY PERFORMANCE



BI-FOLD DOORS

As part of our made-to-order range we also offer fantastic quality PVC and aluminium bi-folds with all the options that your customers expect. Speak to your local branch who are on hand to help specify your requirements and manage the whole process through to delivery to your site.



BI-FOLD DOORS



ALUMINIUM BI-FOLD DOORS

- 10-year manufacturer guarantee
- Inward and outward folding options
- Great thermal efficiency ratings
- Large range of colours and styles to choose from
- Multi-point locking mechanisms
- Adjustable hinges and lock keeps
- Building regulation compliant
- Document M compliant
- British standard kitemarked
- Huge range of colours and styles

Yale
LIFETIME
GUARANTEE

WINDOWS

As well as doors we also offer a wide range of stylish and practical windows. Whether you are looking to match with existing windows or doors, or refreshing the whole set - speak to our friendly branch teams who will be able to assist you today.

CASEMENT WINDOWS

Our casement windows are extremely versatile. The myriad options available in terms of glass, handles, and finish, mean you can create a window that is truly unique.

FLUSH CASEMENT

Flush casement windows offer the benefits of a casement window but with a sleek, minimalist design thanks to the casement sitting flush against the frame.

TILT AND TURN


Tilt and turn windows are as practical as they are stylish. You can choose to tilt them to ventilate a room without compromising on security, or you can turn them to open them fully.

VERTICAL SLIDE WINDOWS

Our beautiful vertical slide windows are the ideal modern alternative to traditional timber sash windows. Not only are they perfect for old or listed buildings, but the design can also fit nicely new homes.



CASEMENT



FLUSH



TILT & TURN



VERTICAL SLIDERS

HAVE A QUERY?

Your local branch is on hand to offer decking advice. Call today!

COMPOSITE DECKING

Our eco-friendly decking from DekBoard is manufactured from a minimum 95% recycled and sustainably sourced materials. We offer a choice of three boards; Essentials Grooved, Woodgrain and Reversible Ribbed and Grooved each with their own characteristics.

Why choose our decking?

- ✓ Solid, durable boards - will not split, warp or crack
- ✓ Good slip resistance
- ✓ Ideal for gardens or high footfall projects
- ✓ Face fixed like traditional timber decking
- ✓ Matching smooth fascia available
- ✓ Long lasting composite sub-frame also available
- ✓ Structural performance warranties from 10-25 years



DEKBOARD®

decking and balustrade systems

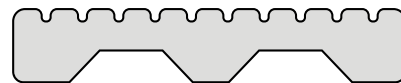
- Standard length 3.6m
- Bespoke lengths available between 1.5m & 6m MOQs apply
- 5 colourways with matching poly-top screws



Essentials Composite Decking



21mm x 132mm x 3600mm



* Essentials range is available in the reversible ribbed & grooved decking colours

10 YEAR
PERFORMANCE
WARRANTY


Ribbed & Grooved Composite Decking



21mm x 136mm x 3600mm



25 YEAR
PERFORMANCE
WARRANTY




Woodgrain Composite Decking



21mm x 136mm x 3600mm



25 YEAR
PERFORMANCE
WARRANTY



Your local branch is on hand to offer drainage advice. Call today!

Out of sight for some but never out of mind for us! To complement our rainwater range, we also have a great drainage range to ensure that every aspect of the drainage system that you fit can be relied upon. We offer a complete domestic underground drainage system so you can be sure that we have all the products you need, when you need them.

- ✔ Lightweight and durable
- ✔ Easy-to-install
- ✔ Low maintenance
- ✔ Drainage tested to BS EN 1401-1: 2019
- ✔ Soil system tested to BS EN 1329-1: 2014



- 110mm compatible with most other UK systems
- Comprehensive range
- High gloss PVC-u for low maintenance
- Lightweight, durable and easy to install
- BS EN 1329-1: 2014



KM 664034



- 110mm and 160mm
- Easy fit system
- Lightweight
- Durable and impact resistant
- BS EN 1401-1: 2019



KM 664034



Cowl

Pipe 3m

Strap Boss 50mm
(32mm & 40mm
Adaptors available)

90° Branch - Triple Socket
(Also 90° Double Socket, 45°
Double and Triple Socket)

Pipe Clip

Coupler
(Also Slip Coupler)

87° Swept Bend

450 Manhole Base
(110mm outlets)

Removable Plug

450 Manhole Riser

450 Manhole Cover

450 Square Manhole Cover and Frame

320 Manhole Base

320 Manhole Riser

320 Manhole Cover

68mm Rainwater Downpipe

Rainwater Adaptor (110mm only)

Bottle Gully Rear Inlet
(Available without Rear Inlet)

30° Double Socket Bend

30° Single Socket Bend

45° Single Socket Bend

110mm Plain End or Single
Socket Pipe (3m & 6m)

45° Double Socket Bend

Rodding Eye

15° Double Socket Bend

15° Single Socket Bend

45° Junction Double Socket

Square Hopper

P Trap (110mm only)

CONTACT US

Airdrie
01236 606 600
airdrie@saltiretrade.co.uk

Aberdeen
01224 729 070
aberdeen@saltiretrade.co.uk

Broxburn
01506 855 395
broxburn@saltiretrade.co.uk

- ✓ Your local building plastics **ONE-STOP-SHOP**
- ✓ Over **2000 PRODUCTS** available
- ✓ Cash & credit **TRADE ACCOUNTS**
- ✓ In-branch **PRODUCT EXPERTS** on hand to help
- ✓ **FREE** local delivery on orders over £100 (Ex. VAT)
- ✓ Dedicated customer support team on **01236 606 600**

FIND YOUR LOCAL BRANCH





Saltire

Specialists in **plastic building products**

Kayflow



stellarTM
ALUMINIUM SYSTEMS
by Epwin Window Systems

HardiePlank[®]

zest wall
panels

PROFILE22[®]
by Epwin Window Systems

DEKBOARD[®]
decking and balustrade systems



permadoor[®]

01236 606 600

www.saltiretrade.co.uk

